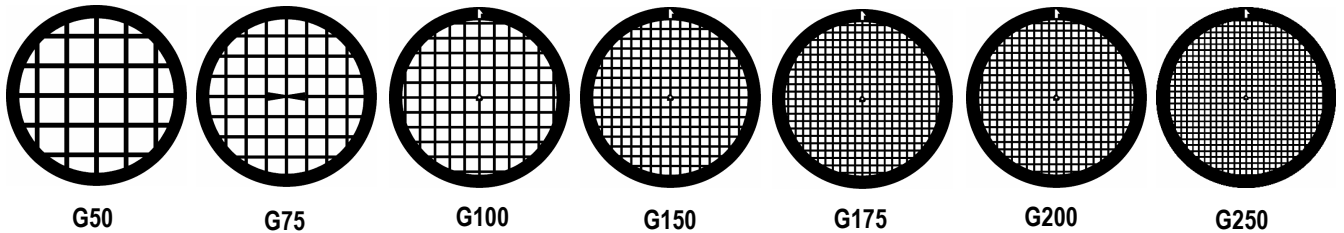


# Grids & Specimen Supports


1

## Gilder Grids


### Standard Square Mesh - Gilder



Lines/inch	GG001/C = G50 Cu		Materials						µm		
Mesh	Style	Cat.no.	C	CG	N	NG	P	G	Pitch	Bar width	Hole width
50	G50	GG001/	✓	✓	✓	✓	✓	✓	500	80	420
75	G75	GG002/	✓	✓	✓	✓	✓	✓	340	55	285
100	G100	GG003/	✓	✓	✓	✓	✓	✓	250	45	205
150	G150	GG004/	✓	✓	✓	✓	✓	✓	165	40	125
175	G175	GG070/	✓	✓	✓	✓	✓	✓	145	37	108
200	G200	GG005/	✓	✓	✓	✓	✓	✓	125	35	90
250	G250	GG071/	✓	✓	✓	✓	✓	✓	100	30	70
300	G300	GG007/	✓	✓	✓	✓	✓	✓	83	25	58
400	G400	GG008/	Yes		Yes		CU/ PD	Yes			



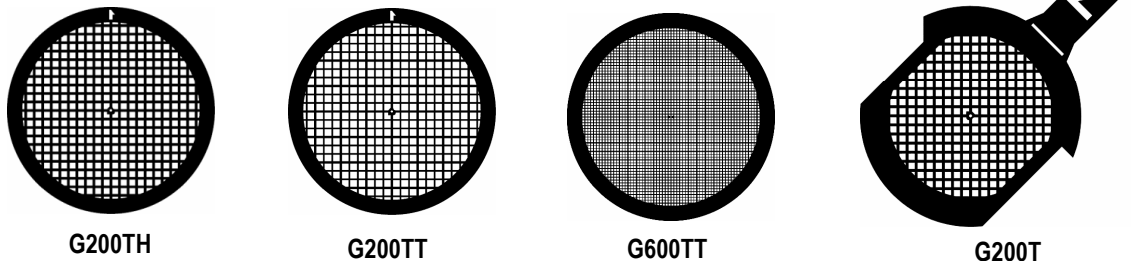
G300



G400

G200 & G100 grids now available in *Molybdenum* GG005/M (200) GG003/M (100)

### Specialist Square Mesh - Gilder



G200TH

G200TT

G600TT

G200T

Lines/inch GG001/C = G50 Copper			Materials						µm		
Mesh	Style	Cat. no.	C	CG	N	NG	P	G	Pitch	Bar width	Hole width
A thickened version of the standard G200 with asymmetric centre and a mark in the rim for precise orientation in the TEM											
200	G200TH	GG046/	✓	✓	✓	✓	✓	✓	125	40	85
Thick-Thin bar square mesh											
200	G200TT	GG046/	✓	✓	✓	✓	✓	✓	125	35-25	95
600	G600TT	GG009/	✓	✓	✓	✓	✓	✓	42	16-10	30
<b>Handle grid</b> The handle has been designed for ease of handling and is easily removed. The thickness of the metal at the point of attachment to the rim is reduced to allow the handle to be bent up to 90°											
200	G200TT	GG038/	✓	✓	✓	✓	✓	✓	125	40	85

**Material Legend** C = Pure Copper N = Pure Nickel G = Pure Gold P = Copper with Palladium flash on one face  
CG = Copper with pure Gold flash on one side NG = Nickel with pure Gold flash on one side

Gilder Grids