

Meiji Stereo Zoom Microscopes

Meiji EMZ-5 ZOOM Stereo 0.7x to 4.5x zoom range with side mounted zoom controls ideal for life science research, assembly/inspection, semiconductor etc. Exceptionally smooth zoom movement.

Features:

- Crisp, high resolution image
- Wide choice of auxiliary lenses & accessories
- 95mm working distance at all magnifications
- Sharp image throughout zoom range
- Binocular body can be rotated 360°
- Modular system for personal adaptation

Example systems follow but please ask for personal quote if required

Incident & Transmitted Light Zoom Outfits

M095 Binocular EMZ5PB 7-45x magnification with standard SWF 10x eyepieces. Trans and epi-illuminated pole stand PB with rack and pinion focusing block, low voltage oblique incident lamp, daylight blue 40mm filter, glass stage plate, black and white contrast plate 94mm, stage clips, dust-cover.

M096 Trinocular EMZ5TRPB - As **M095** but with 25mm phototube to accept camera adapter, slide-in prism. Low voltage oblique incident lamp and transmitted lamp. Please remember to order photoeyepiece and camera attachment. Also T2 camera adapter ring from list below for 35mm camera being used .

Additional Eyepieces EMZ

MA501 5x **MA520** 12.5x **MA503** 15x **MA504** 20x

Supplementary Objective Lenses EMZ

MA517 0.5x WD 150mm **MA526** 0.75x WD 97mm **MA507** 1.5x WD 49mm

MA511 2.0x WD 34mm

Photoeyepieces EMZ - Essential with MA150/50 camera attachment.

MA512 2.5x - matches approximate field of 10x eyepiece.

MA508 5x - matches approximate field of 20x eyepiece.

MA541 Camera field framing graticule 25mm to fit focusing eyepiece SWF10x of standard outfits. Frames for 2.5 & 5x photoeyepieces.

Camera attachments and camera adapter rings

MA150/50 Camera attachment to fit 25mm Ø diameter trinocular phototubes. Consists of camera tube and detachable clamp. Needs T2 adapter ring. These are available for the following cameras:

Canon	Minolta	Pentax
Contax/Yashica	Nikon	Praktica (bayonet)
Konica	Olympus	<i>(Ensure exact model- please specify)</i>

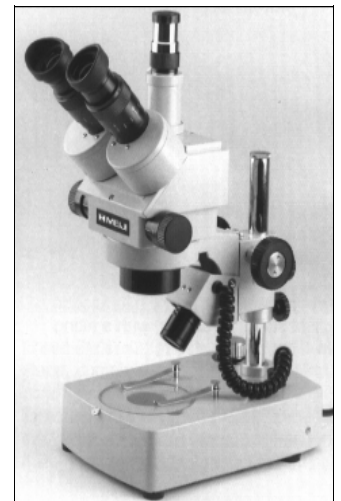
CCTV Adapter

MA151/5N To fit phototube of EMZ5TR. Consists of a shortened phototube to replace standard item and an adjustable, detachable 'C' mount.

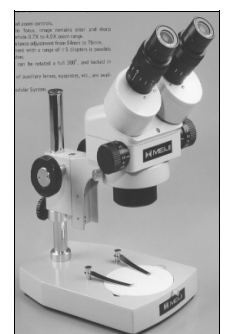
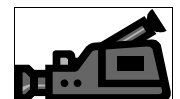

Incident Light Zoom Outfits (no illumination)

M237 EMZ5P - As **M095** but with non-illuminated pole stand P.

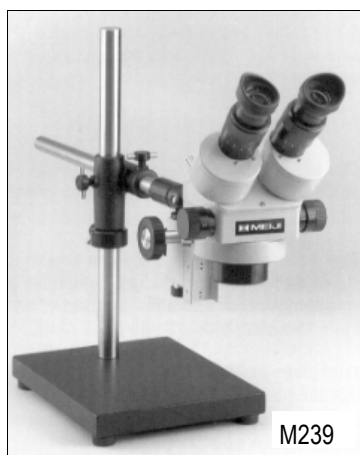
M238 EMZ5TRP - As **Trinocular M096** but with non-illuminated pole stand P. All other accessories as listed above.



M095/96



M237



M239

Long Arm Heavy Base Stereo Zoom

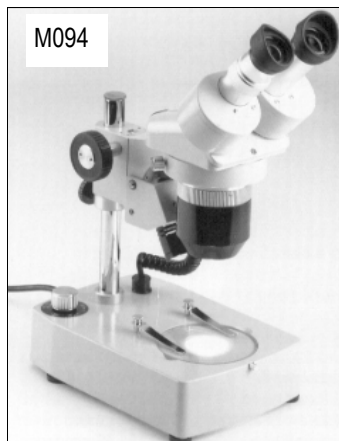
Outfits with stereo head on long-arm universal stand UHM. No lighting.
Please select appropriate lighting e.g. Minifluor, spotlight Schott fibre optic etc.

M239 EMZ5UHM binocular side control zoom optics 0.7x to 4.5x with SWF 10x eyepieces, eyecups, dust-cover. Head inclined 45°. Focusing block F (rack & pinion), heavy duty base.

M240 EMZ5TRUHM - As M239 but with trinocular stereo head with phototube. Requires camera adapter, photoeyepiece and appropriate T2 mount for 35mm camera. Select from list.

Auxiliary lenses, photo accessories etc. from list.

Meiji Rotating Turret Stepped Magnification Stereos



M094


The Meiji EMT2 Turret Stereo Microscopes are excellent wide-field instruments with paired objective sets mounted in a rotating turret for rapid change between two magnification ranges of 1x and 3x. Coupled to 10x eyepieces this gives 10x and 30x with the standard outfit. Images are erect, crisp and flat with a long working distance of 81mm. Binocular head can be rotated and locked in any position.

Incident & Transmitted Light Model

M094 EMT2PB Turret stereo 1x/3x, SWF10x eyepieces, eyecups, dust-cover. Head inclined 45°. Illuminated pole stand PB with included rack and pinion focusing block F. Low voltage oblique incident lamp and transmitted lamp. Daylight blue 40mm filter. Glass stage plate and black/white contrast plate 94mm. Stage clips.

Incident Light Only Model

M241 EMT2P Turret stereo 1x/3x as M094 but with pole stand P and inclined rack and pinion focusing block F. Black/white contrast plate 94mm, stage clips. No lighting.



M242

Meiji Long Arm Heavy Base Turret Stereos

M242 EMT2UHM Stereo head 1x/3x on long arm universal stand, SWF 10x eyepieces, eyecups, dust-cover. Head inclined 45°, rack and pinion focusing block F. No lighting.

M093 BM1/UHM straight viewing stereo on long arm universal stand (see M242) above. 1x, 2x slide-in interchangeable objective sets on separate mounts. Eyepieces SWF10x, left eyepiece adjustable. Eyecups and dust cover (no lighting).



M093



Z-7100

Straight through **Z-7100** zoom stereo also available
Zoom range with supplementary lenses 3.5x-90x
Please ask for details

Universal Orientating Specimen Stage

A superbly engineered **rotating** and **tilting** free standing specimen stage for many applications in microscopy and other disciplines.. The StereoStage75 can be manually rotated 360° and tilted almost to the vertical. Super-smooth movement improves with use and no locking mechanism is necessary. Perfect for stereo and video examination and any other investigations that require infinitely adjustable viewing angles.

S489 StereoStage75 universal orientating specimen stage

