



## SEM Specimen/Stub Adhesives

### Colloidal Graphite

A suspension of pure, fine colloidal graphite in water or in isopropanol based solution. To form a conducting dry film of graphite on a variety of materials.

<b>C107</b>	Colloidal graphite - aqueous base	500g
<b>C126</b>	Colloidal graphite - isopropanol base	500g

### Silver Paint

An air drying paint containing silver flakes. Dries to form a conducting film that is ideal for sample mounting.

<b>S269</b>	Silver paint	10g
<b>S270</b>	Silver paint	50g

#### Silver Paint Thinners

A thinner to reduce the thickness of our silver paint S066 to make thin conductive tracks on the specimen for microprobe work.

<b>S271/1</b>	Silver Paint Thinners	25ml
<b>S271</b>	Silver paint thinners	100ml

### Silver Epoxy Adhesive

A two part silver filled epoxy adhesive providing a conducting joint and bond. *Silver content 60%*. Information sheet provided with each pack.

<b>S055</b>	Silver epoxy adhesive	pack of 2 x 14g
-------------	-----------------------	-----------------

### Silver Conductive Paste

An air drying paste, thicker than the paint S269 to make a conductive bond.

<b>S384</b>	Conductive silver paste 25g	<b>S385</b>	Silver paste thinners 25ml
-------------	-----------------------------	-------------	----------------------------

### Conducting Carbon Cement (Leit-C)

A suspension of very fine carbon particles in a volatile carrier. Suitable for forming a conducting film bond between specimen or carbon disc to stub.

<b>C198</b>	Carbon cement (Leit-C)	30g
<b>C198/1</b>	Thinners for Leit-C	30ml

### Leit-C Plast

A plasticine like material with low outgassing properties suitable for use in the high vacuum of the SEM. Leit-C Plast is a conductive material requiring no additional coating and is suitable for many applications in specimen preparation.

<b>C199</b>	Leit-C-Plast	15g
-------------	--------------	-----

### Tempfix


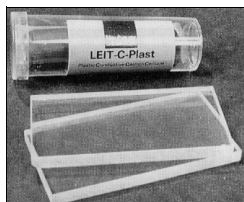
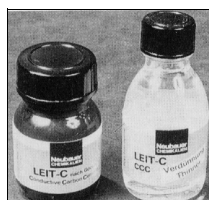
A thermoplastic adhesive that when applied to a heated stub at approximately +40°C yields a sticky surface suitable for holding specimens. It dries quickly to a very smooth surface and remains stable under the SEM.

<b>T328</b>	Tempfix	set
-------------	---------	-----

### Microstik

A clear adhesive for mounting small particles. Provides an ultrathin base when applied to the SEM specimen mount. Dries quickly and is non-conductive

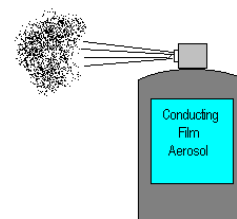
<b>M167</b>	Microstik solution	14ml
-------------	--------------------	------



## Conducting Film Aerosol

A rapid method of spraying a conductive film onto SEM specimens such as pieces of biological tissue. Effects are not permanent so it is ideal for rapid examination in the SEM.


C212 Conducting film aerosol 397ml can



## Carbon Discs

A range of discs 3mm thick with diameters of 12.5mm, 15mm or 25mm for mounting specimens in the SEM.

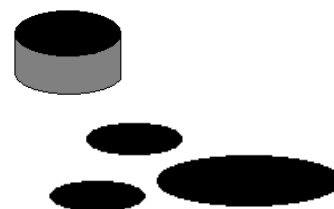
C304/10 Carbon discs 12.5mm Ø pack of 10 C305 Carbon disc 15mm Ø  
C305/10 Carbon discs 15mm Ø pack of 10 C306 Carbon disc 25mm Ø  
C306/10 Carbon discs 25mm Ø pack of 10



## Conductive Carbon Adhesive Discs

For SEM stubs. An improvement on double sided tape. These new doubly adhesive carbon based discs ensure good electrical connection whilst retaining the benefits of a quick mounting method.

C263/N 9mm Ø pack of 100  
C249/N 12mm Ø pack of 100  
C252/N 25mm Ø pack of 51



## Sulphur-Free Conductive Carbon Discs

Adhesive discs with low background for microanalysis


C272 Sulphur-free conductive carbon tabs 12mm Ø pack of 120



## Double Sided Sticky Carbon Tape

Highly conductive tape for SEM and EDS applications. The double adhesive and conductive design permits quick mounting of samples without using liquid or colloidal adhesives. The tape is relatively solid and non-porous and does not absorb small samples. Thickness is 0.16mm.

C261 Carbon tape 8mm x 20m long each  
C277 Carbon tape 12mm x 20m long each  
C278 Carbon tape 50mm x 20m long each



## Conductive Carbon Adhesive Sheet

For SEM or EDS we have available double sided carbon sheet for eliminating background X-rays. When cut to size it is easy to place on SEM stubs and is contaminant free.

C206 Carbon conductive adhesive sheet 5 x 12cm pack of 10



## Sticky Tabs

Sticky tabs may be affixed to most types of stubs. Once affixed to the top of a stub simply remove the peel-off tab to leave a 1/2" (12.7mm) Ø layer of adhesive to which small specimens can be fixed, or impressions such as fingerprints can be made in the adhesive for examination. Non conducting and the strong silicone adhesive does not outgas in the vacuum. The adhesive can be removed with acetone.

T199 Sticky tabs pack of 100





### Copper Tape

Copper strip with pressure sensitive adhesive backing. Ideal for static charging problems etc.

**T188** Copper tape 12mm x 16m per roll



### Aluminium Tape

Two sizes of aluminium strip with pressure sensitive adhesive backing. Ideal for conductive connections etc.

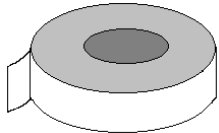
**T189** Al tape 12mm x 55m x 0.09mm per roll      **T189/1** As T189 but 0.13mm thick  
**T190** Al tape 25mm x 55m x 0.09mm per roll      **T190/1** As T190 but 0.13mm thick



### Magic Tape

This 3M tape is transparent when affixed to objects and makes amending and updating documents easy. It is ideal for making small labels being easy to type or write on and is invisible on photocopies.


**T191** Magic tape 12mm x 66m per roll  
**T523** Magic tape 25mm x 66m per roll



### Double Sided Tape

A thin double sided sticky tape in two widths suitable for mounting specimens and for general SEM work.

**T063** Double sided tape 12mm x 66m per roll  
**T064** Double sided tape 38mm x 66m per roll

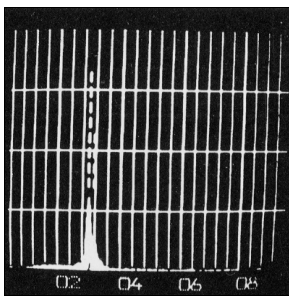


### Silver Conducting Adhesive Sheet

Highly electrically conductive sheet 5 x 12 x 0.16cm thick suitable for cutting and sizing to samples for SEM.

- Little outgassing under vacuum
- Doesn't absorb or penetrate specimens

**S331** Silver conductive sheet pack of 5



EDS spectrum of silver sheet S331

### Silicon Chip Specimen Supports

Si-chips are opaque, of low electrical resistance and have surface properties equal to glass. They are chemically inert and make good substrates for growing or mounting cells or ferritin particles. They are useful for determining resolution and contrast capabilities of the "in-the-lens" SEMs equipped with high brightness electron emitters. Si-chips are precleaned before packing

**S332** 4" (10cm) silicon wafer diced into approx. 270 chips 5 x 5mm

