



Phosphor Powder

For those wishing to prepare their own scintillator discs, TAAB offers a P47 phosphor powder to a specification recommended for scintillator coating.


P065 Phosphor powder P47 25g

SEM Specimen Holders and Mounts

A wide range of multi stub and specimen mounting clamps for SEMs is available to fit most scanning electron microscopes that extend the range and versatility of the instrument. They allow either a number of stubs to be loaded into the SEM at the same time as in the case of the multi stub holder or alternatively samples of irregular shape can be examined by use of one of the specimen clamping devices. The clamping devices can also be used where it is difficult or impossible to attach a sample to a normal stub.

When ordering please give full details of the SEM including accessories.


Multi Stub Holder



This holder will accommodate 20 pin type stubs 12 at an angle of 45°, 8 horizontal. The top part of the holder has been removed allowing samples to be examined at zero tilt. The holder may need factory modification to match the microscope to which it is to be fitted. Please state make and model of SEM.

S163 Multi stub holder 65mm Ø x 15mm H for SEM specimen stubs

Bar Clamp




This bar type specimen clamp has a standard pin stub type mount on the reverse side and will accommodate specimens up to 72mm wide. The reversible jaws operate independently allowing the area of interest to be positioned accurately within the travel limits of the microscope stage. When ordering please specify model of microscope, stage type in use, and any other accessories such as X-ray or back scattered detectors.

Overall length 102mm *Width including jaw mechanism* 42mm
Width of bar 16mm *Height (excl base mount)* 19mm

S160 Bar clamp

Thumbwheel Clamp



The thumbwheel clamp has single operation symmetrical vice motion with reversible clamping bars to give different sized indentations to clamp irregular shaped specimens. Two models are available for specimens up to 34mm or up to 51mm

S161 Thumbwheel clamp 34mm
Base length 62mm (including thumbwheel mechanism 72mm)
Width 42mm, *Height (excl base mount)* 27mm, *Max jaw opening* 34mm

S162 Thumbwheel clamp 51mm
Base length 82mm (including thumbwheel mechanism 96mm)
Width 58mm, *Height (excl base mount)* 30mm, *Max jaw opening* 51mm




Slotted Specimen Stubs

1) A 12.5mm slotted aluminium pin stub with two Allen screws allowing the specimen to be securely clamped for examination. Allen key supplied.

S402 Slotted specimen stub with two screws

2) A gripping pin stub with slot and single screw to allow specimens to be mounted edge-on for examination (designed at the University of Leicester).


S403 Gripping stub



Multi Stub Holder - Flat

A carousel style multiple pin stub holder that will hold eight 12.7mm pin stubs.

S396 Multi stub holder, flat (please state make and model of SEM)




Multi Stub Holder - Flat Top

This flat top holder permits seven (7) 12.5mm pin stubs to be loaded into the SEM at one time.

Overall diameter 39mm *Height (excl base mount)* 16mm

S296 Multi stub holder - flat top for Hitachi

S296/A Multi stub holder - flat top for other instruments (please specify)



Multi Stub Holder - Conical

Conical shaped pin stub holder. Will fit Hitachi SEM stages without affecting standard tilt and rotation. Accepts six (6) stubs at an angle of 45°.

Overall diameter 39mm *Height (excl base mount)* 16mm

S164 Multi stub holder - conical for Hitachi

S164/A Multi stub holder - conical for other makes (please specify)




Specimen Clamp

This clamp is supplied with five interchangeable jaws for accommodating samples of different sizes. Maximum width is 20mm.

Overall length 39mm, *Overall width* 26mm, *Height (excl base mount)* 16mm

S165 Specimen clamp for Hitachi

S165/A Specimen clamp for other makes (please specify)



Stub Adapters


These adapters allow JEOL, ISI/ABT and Hitachi users to accommodate the standard pin stubs of the European and American manufacturers. The conversion cylinder contains a clip to hold the pin stub.

S367 Converter for JEOL, 10mm Ø cylinder

S367/1 Converter for JEOL, 12.5mm Ø cylinder

S367/2 Converter for ISI/ABT, 15mm Ø cylinder

S367/3 Converter for Hitachi, 15mm Ø cylinder with M4 internal thread



Lacomit Varnish and Remover

For those who wish to prepare thinned TEM specimens by one of the 'window' techniques, Lacomit is a peelable varnish for blanking off the portions of the specimen that are not to be polished. A solvent remover is also available. Both reagents are flammable and special transportation and limitations apply for shipping overseas.

L063 Lacomit varnish 500ml

L064 Lacomit remover 500ml



10 SEM, TEM, STM Supplies



M-Bond™ 610 Adhesive

A non-conductive two-component, solvent-thinned, epoxy-phenolic adhesive for high performance applications. Chemically resistant providing a thin layer of glue with good ion milling properties. Has low viscosity with minimum creep, hysteresis and linearity problems. Solids content is 22%. It is an excellent adhesive for mounting samples for TEM dimpling and bonding of samples to TEM grids for imaging or FIB. Operating temperature range short term is -269° to +370°C; long term, -269° to +260°C.

This may be the widest temperature range general-purpose adhesive that is available. Kit contains: Resin (4 bottles 14g each) Curing Agent (4 bottles 11g each), 4 brush caps for dispensing mixed adhesives, 4 disposable mixing funnels and instructions.

Axxx



Hitachi Three Stub Holder

An aluminium holder with M4 thread that will accommodate three 15mm Hitachi stubs.

S397 Hitachi holder for three stubs



Hitachi Holder for Six Pin Stubs

An aluminium holder with M4 thread to accommodate six pin stubs.

S398 Hitachi holder for 6 pin stubs



Freeze Drying Holder for Pin Stubs

A holder for five 12.7mm pin stubs for drying, carbon or metal coating. Dimensions: 37.5mm Ø x 12.5mm high

S399 Freeze drying, metal coating holder



SEM Stub for TEM Grids

In some applications (e.g. some SEM/EDX) results are improved if particulate samples are mounted on thin films deposited onto TEM grids. This pin-type aluminium stub allows four grids to be held securely for SEM work. There is a hole under each grid to reduce the backscatter component in electron collection and prevent extraneous X-ray collection.

S400 SEM stub aluminium (pin-type) for TEM grids

S401 SEM stub copper (pin-type) for TEM grids for cryo applications

SEM Finder Grid

This finder grid incorporates several easy location features for the identification of areas of special interest. Grid available in copper, nickel or gold.

- The annular ring identifies North, East, South and West
- The four quadrant markers are tapered towards the centre
- 100 radial sectors are easily identified by reference to decimal numbers in the annular rim and alphabet letters in the four quadrants
- A matt surface on one side is for correct positioning - matt side up

Overall diameter 10mm
Thickness 50µm

G198/C SEM finder grid copper (10)
G198/G SEM finder grid gold (5)

G198/N SEM finder grid nickel (10)